

# Traffic Light

**'I am the way, the truth and the life.'**

**John 14v6**

**Make a traffic light to remember to 'Stop and listen to God', 'Slow, make time for God' and 'Go God's way everyday'.**

You can make your traffic light in lots of different ways! You can print and colour template on the next page or cut out the circles and stick on paper and decorate. Or if you fancy getting more creative, see below!

## 1. Paper Traffic Light:

*Green—simple, just need paper and pens*

- ⇒ Get a piece of paper and a plastic cup (or something else round) and draw three circles on your paper.
- ⇒ Write inside each circle—Stop, Slow, Go
- ⇒ Colour the circles in red, yellow and green and decorate the outside.

## 2. Junk Modelling Traffic Light:

*Yellow—requires more time and resources*

- ⇒ Find an empty box and cover in paper.
- ⇒ Make a red, yellow and green circle—draw straight onto your box, draw on coloured paper and cut out, or stick on pieces of tissue paper.
- ⇒ Write —Stop, Slow, Go
- ⇒ Finish decorating traffic light, if needed.

## 3. Painted Traffic Light:

*Red—lots of time needed*

- ⇒ Paint your empty box.
- ⇒ You may like to draw your circles on the box first and paint these red, yellow and green as well as paint the outside of the box OR you can make separate circles to cut out and stick on your box once dry.
- ⇒ Remember to write on—Stop, Slow, Go—wait for it to be dry first!



**STOP**

**and listen  
to God**

**SLOW**


**make time  
for God**

**GO**


**God's way  
everyday**

**Jesus said, 'I am the way, the truth  
and the life.**


**John 14v6**



**STOP**  
and listen  
to God



**SLOW**  
make time  
for God



**GO**  
God's way  
everyday

**Jesus said, 'I am the way, the  
truth and the life.  
John 14v6**